



Group B | Round 2

Alexandria Stadium, 27/06/2019



1

0



Madagascar

REFEREE H. GUIRAT (TUN)
ASSISTANT REFEREE A. HMILA (TUN)
ASSISTANT REFEREE A. AMSAAAED (LBY)
FOURTH OFFICIAL S. SELMI (TUN)

Burundi

76' M. ILAIMAHARITRA

Man of the Match: Marco ILAIMAHARITRA





Group B | Round 2
Madagascar - Burundi

GAME REPORT

Madagascar				Burundi				
Cards	Subs	Goals	Min	Players	Min	Goals	Subs	Cards
			94'	M. ADRIEN - 23	1 - J. NAHIMANA	94'		
			94'	R. PASCAL - 5	6 - K. NIZIGIYIMANA	94'		
			94'	R. METANIRE - 20	14 - O. NGANDO	94'		
			94'	T. FONTAINE - 21	19 - N. FRÉDÉRIC	94'		
Yellow			94'	J. MOMBRIS - 22	22 - C. NDUWARUGIRA	94'		
		1	94'	M. ILAIMAHARITRA - 6	5 - G. BIGIRIMANA	94'		
			94'	A. ANDRIANANTENAINA - 12	8 - G. DUHAYINDAVYI	94'		
	61' →		61'	I. AMADA - 15	10 - S. NAHIMANA	46'	→ 46'	
	51' →		51'	C. ANDREA - 2	7 - A. FISTON	94'		
			94'	F. ANDRIATSIMA - 9	17 - A. CEDRIC	82'	→ 82'	Yellow 58'
	74' →		74'	L. NOMENJANAHARY - 12	18 - S. BERAHINO	61'	→ 61'	
	74' ←		20'	R. RAVELOSON - 18	2 - E. SABUMUKAMA	48'	← 46'	
	61' ←		33'	N. RAKOTOARIMALALA - 10	9 - L. MAVUGO	12'	← 82'	
	51' ←		42'	P. VOAVY - 11	21 - A. MOHAMED	33'	← 61'	



TACTICAL LINEUPS

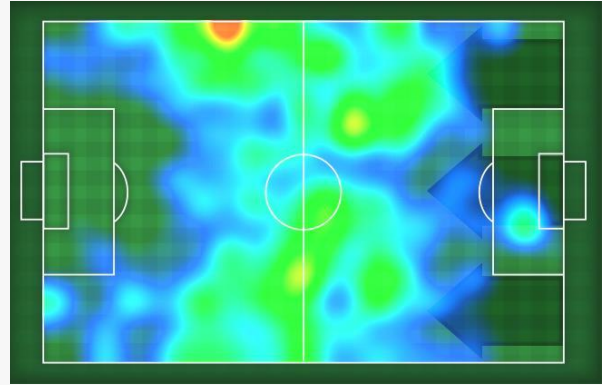
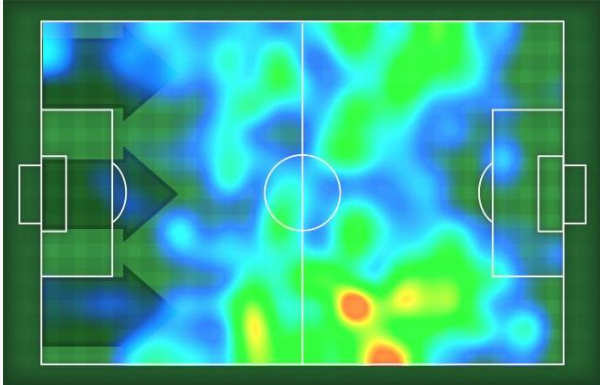
Madagascar		Burundi	
Melvin ADRIEN - 23	①		① 1 - Jonathan NAHIMANA
Romain METANIRE - 20	②		② 6 - Karim NIZIGIYIMANA
Thomas FONTAINE - 21	③		③ 14 - Omar NGANDO
Razakanantenaina PASCAL - 5	④		④ 19 - Nsabiyumva FRÉDÉRIC
Jérôme MOMBRI - 22	⑤		⑤ 22 - Christophe NDUWARUGIRA
Anicet ANDRIANANTENAINA - 13	⑥		⑥ 8 - Gaël DUHAYINDAVYI
Marco ILAIMAHARITRA - 6	⑦		⑦ 5 - Gael BIGIRIMANA
Ibrahim AMADA - 15	⑧		⑧ 7 - Abdoul FISTON
Carolus ANDREA - 2	⑨		⑨ 10 - Shassiri NAHIMANA
Faneva ANDRIATSIMA - 9	⑩		⑩ 17 - Amissi CEDRIC
Lalaina NOMENJANAHARY - 12	⑪		⑪ 18 - Saïdo BERAHINO

BALL POSSESSION HEAT MAP

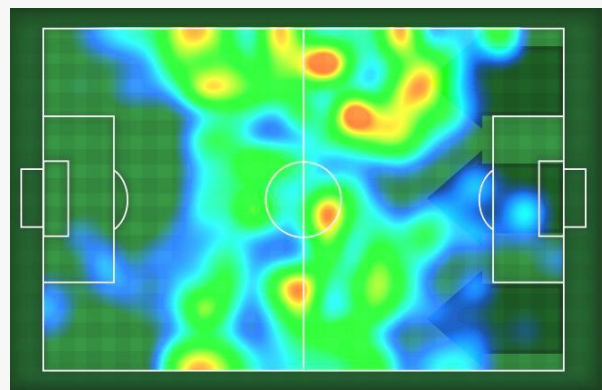
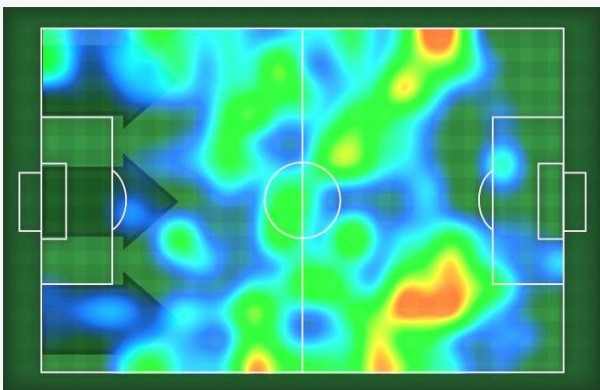
 Madagascar

Burundi 

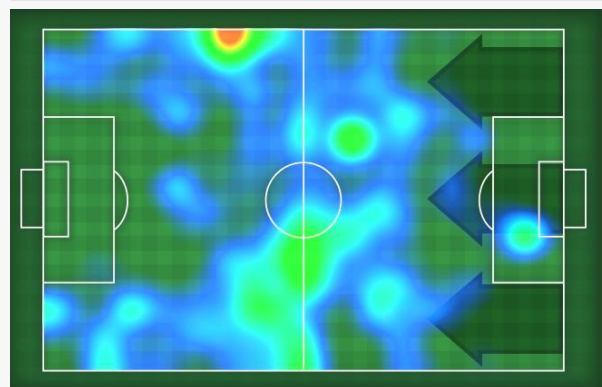
TOTAL



1st HALF



2nd HALF



TERRITORIAL POSITION TEAM HEAT MAP

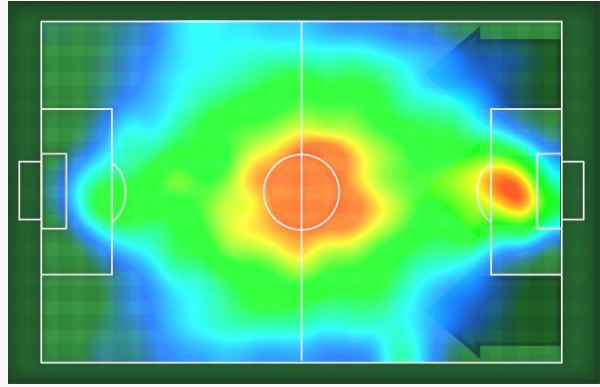
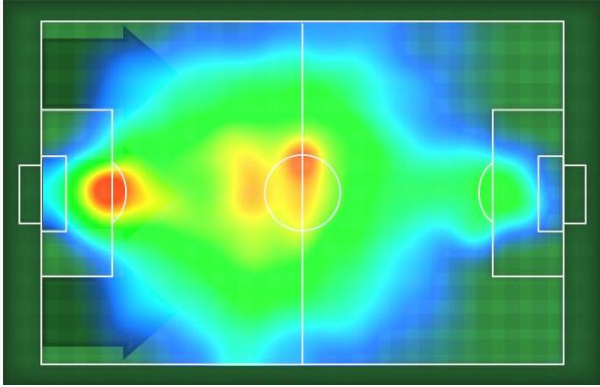


Madagascar

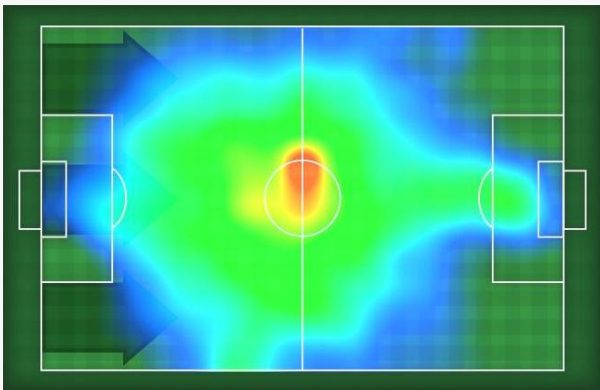


Burundi

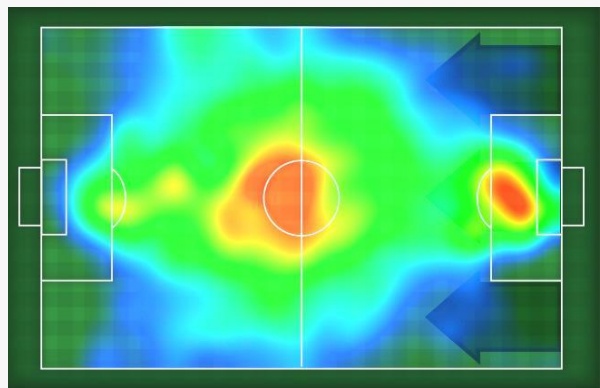
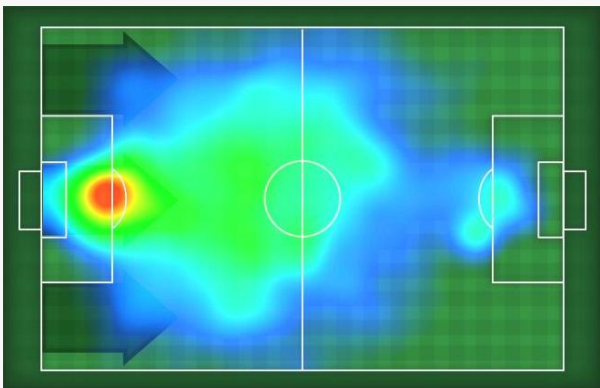
TOTAL

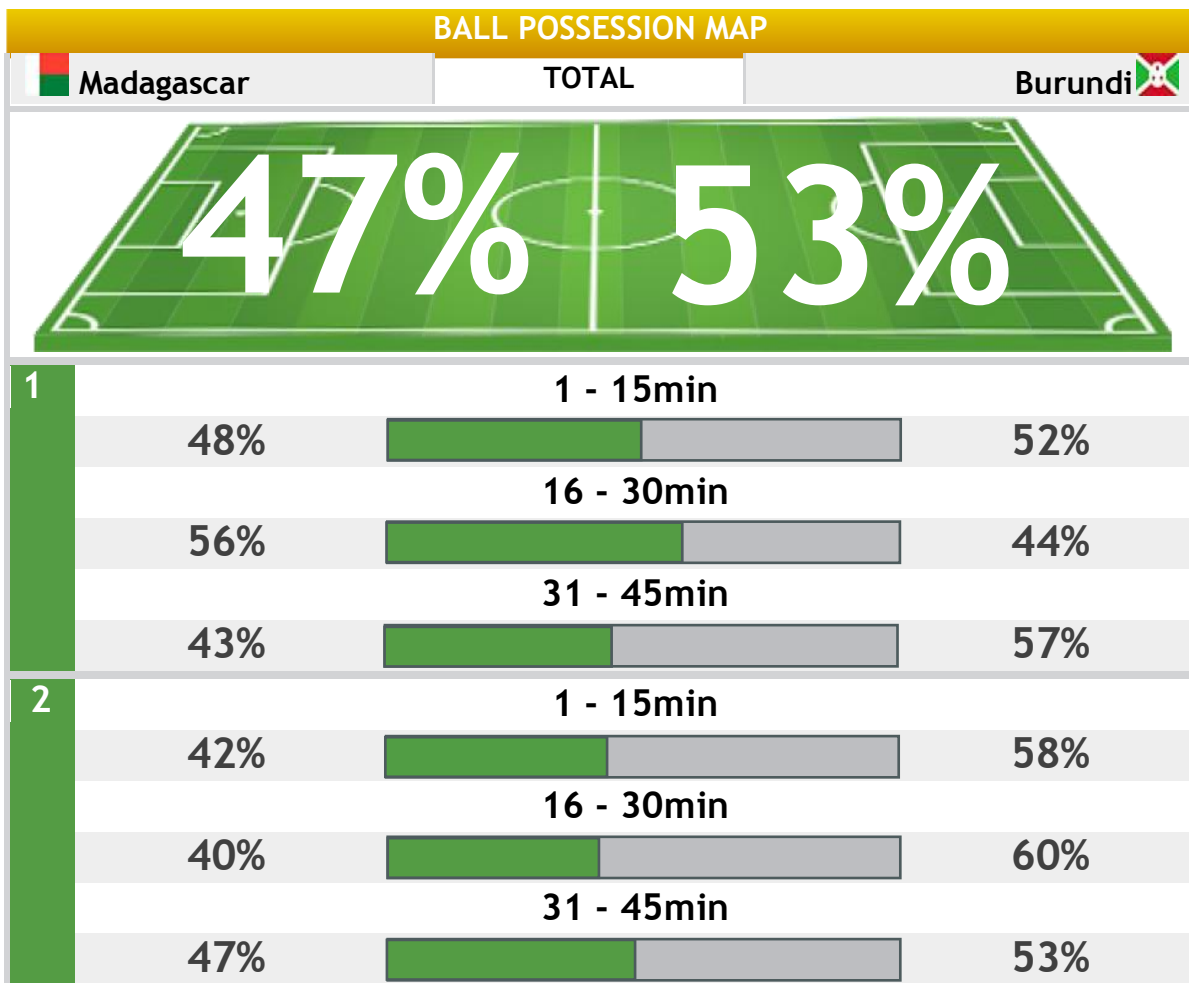


1st HALF





2nd HALF





TEAM POSSESSION DISTANCE DISTRIBUTION

 Madagascar			Burundi 			
1st Half	2nd Half	Total	Phases	1st Half	2nd Half	Total
18km 33%	15km 31%	33km 32%	Defense (Opponent ball possession)	21km 37%	12km 25%	33km 31%
19km 36%	11km 23%	30km 29%	Attack (Team ball possession)	18km 32%	15km 31%	33km 31%
17km 31%	22km 46%	39km 39%	Neutral	17km 31%	21km 44%	38km 38%

* Values rounded to KM



Group B | Round 2
Madagascar - Burundi

MATCH STATISTIC

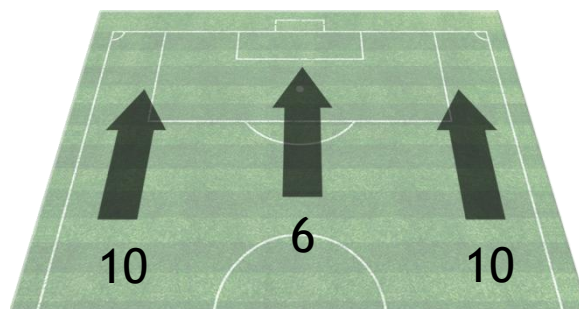
 Madagascar		Burundi 
STATS		
22:18 (47%)	Ball Possession	25:14 (53%)
103,047 km	Distance	103,358 km
265	Passes	298
189	Passes Completed	219
71%	Passing Accuracy (%)	73%
11	Shots	11
4	Shots on target	3
8	Goal Chances	3
1	Goals	0
8	Corners	5
1	Offsides	2
ATTACKS		
26	Total	23
10	Left	9
6	Center	5
10	Right	9
CROSSES		
11	Total	18
4	Left	7
7	Right	11
DISCIPLINE		
17	Fouls Committed	25
21	Fouls Suffered	17
1	Yellow Cards	1
0	Red Cards	0



ATTACKS

Madagascar		
<p>1-15'</p>	<p>16-30'</p>	<p>31-45'</p>
<p>46-60'</p>	<p>61-75'</p>	<p>76-90'</p>

Total



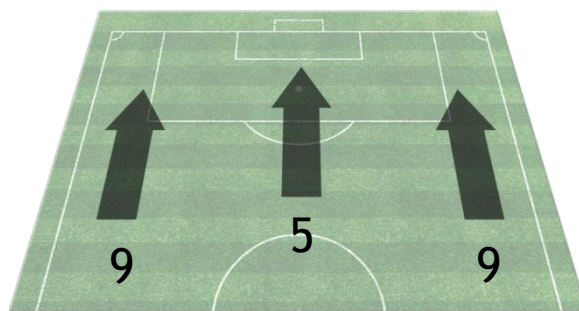
ATTACKS



Burundi

1-15'	16-30'	31-45'
46-60'	61-75'	76-90'

Total



CROSSES (IN PLAY)

Madagascar		Burundi	
1st HALF			
CROSSES			
1	Complete	2	
8	Incomplete	5	
2nd HALF			
CROSSES			
0	Complete	4	
2	Incomplete	7	



Group B | Round 2

Madagascar - Burundi

CROSSES (TOP PLAYERS)

Madagascar				Burundi			
Player	1st Half	2nd Half	Total	Player	1st Half	2nd Half	Total
20 - R. METANIRE	4	1	5	6 - K. NIZIGIYIMANA	4	3	7
12 - L. NOMENJANAHARY	1	1	2	22 - C. NDUWARUGIRA	0	5	5
2 - C. ANDREA	1	0	1	7 - A. FISTON	1	1	2
9 - F. ANDRIATSIMA	1	0	1	5 - G. BIGIRIMANA	1	1	2
22 - J. MOMBRIS	1	0	1	17 - A. CEDRIC	1	0	1



SHOTS MAP

Madagascar		Burundi	
1st HALF			
SHOTS			
0	Goals	0	
2	Save GK	0	
0	Woodwork	0	
2	Off Target	0	
3	Blocked	1	
2nd Half			
SHOTS			
1	Goals	0	
1	Save GK	3	
0	Woodwork	0	
1	Off Target	5	
1	Blocked	2	



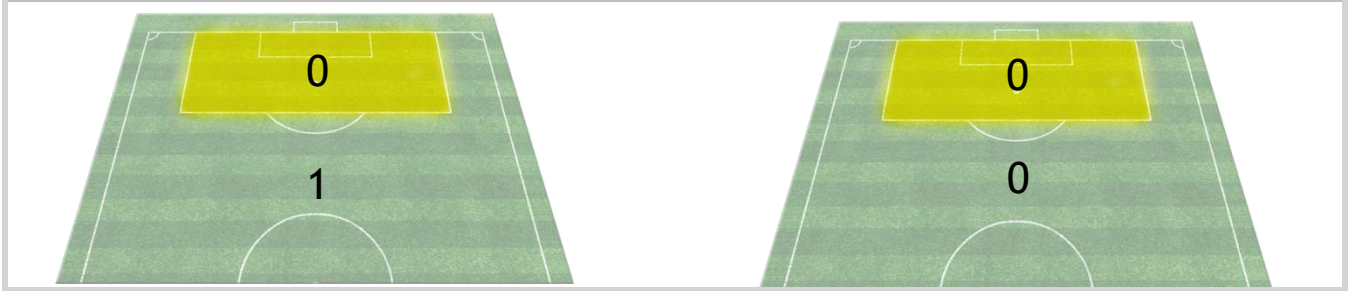
Group B | Round 2
Madagascar - Burundi

SHOTS (TOP PLAYERS)

Madagascar				Burundi			
Player	1st Half	2nd Half	Total	Player	1st Half	2nd Half	Total
2 - C. ANDREA	4	0	4	5 - G. BIGIRIMANA	0	4	4
9 - F. ANDRIATSIMA	1	1	2	17 - A. CEDRIC	1	0	1
6 - M. ILAIMAHARITRA	0	2	2	7 - A. FISTON	0	1	1
12 - L. NOMENJANAHARY	1	0	1	21 - A. MOHAMED	0	1	1
20 - R. METANIRE	1	0	1	22 - C. NDUWARUGIRA	0	1	1

GOALS

 Madagascar		Goals*		Burundi 	
0	Head	0		0	
1	Right Foot	0		0	
0	Left Foot	0		0	
0	Other	0		0	



* own goals not included



Group B | Round 2
Madagascar - Burundi

Madagascar																	
N	Player	MP	D	P	PC	PA	S	SC	SI	G	SG	FC	FS	YC	RC		
23	M. ADRIEN	94'	4,925km	5	3	60%	3		3				2				
N	Player	MP	D	P	PC	PA	SH	ST	GC	G	AT	CR	FC	FS	O	YC	RC
5	R. PASCAL	94'	9,091km	19	15	78%							1	1			
20	R. METANIRE	94'	9,609km	22	17	77%	1		1		5	5		2			
21	T. FONTAINE	94'	8,725km	26	24	92%							2	2			
22	J. MOMBRIS	94'	9,468km	29	21	72%					2	1	2	2		1	
6	M. ILAIMAHARITRA	94'	9,862km	30	22	73%	2	2	2	1		1		1			
13	A. ANDRIANANTENA	94'	10,612km	44	34	77%										3	
15	I. AMADA	61'	7,145km	24	17	70%					1		5	2			
2	C. ANDREA	51'	5,76km	11	5	45%	4	2	3		2	1		1			
9	F. ANDRIATSIMA	94'	10,011km	15	8	53%	2		2		5	1	2		1		
12	L. NOMENJANAHARY	74'	8,276km	16	9	56%	1				5	2	2	2			
18	R. RAVELOSON	20'	1,583km	6	5	83%	1										
10	N. RAKOTOARIMALA	33'	3,337km	7	5	71%					1		2				
11	P. VOAVY	42'	4,642km	11	4	36%					5		1	3			

Burundi																	
N	Player	MP	D	P	PC	PA	S	SC	SI	G	SG	FC	FS	YC	RC		
1	J. NAHIMANA	94'	4,754km	7	5	71%	3		3		1						
N	Player	MP	D	P	PC	PA	SH	ST	GC	G	AT	CR	FC	FS	O	YC	RC
6	K. NIZIGIYIMANA	94'	9,405km	32	24	75%	1				5	7		1			
14	O. NGANDO	94'	8,957km	29	26	89%	1	1	1				1	1			
19	N. FRÉDÉRIC	94'	8,965km	35	31	88%								1			
22	C. NDUWARUGIRA	94'	9,864km	30	25	83%	1				3	5	2	1			
5	G. BIGIRIMANA	94'	10,136km	40	31	77%	4	1	1		2	2	1	3			
8	G. DUHAYINDAVYI	94'	9,943km	29	22	75%							1	2			
10	S. NAHIMANA	46'	5,48km	15	10	66%							3				
7	A. FISTON	94'	11,022km	27	15	55%	1		1		4	2	6	1			
17	A. CEDRIC	82'	8,989km	21	11	52%	1				5	1	5	3	1	1	
18	S. BERAHINO	61'	6,761km	12	5	41%					2		3	1	1		
2	E. SABUMUKAMA	48'	4,691km	9	7	77%	1				1		1	1			
9	L. MAVUGO	12'	0,971km	2	2	100%											
21	A. MOHAMED	33'	3,42km	10	5	50%	1	1			1	1	2	2			

Legend: MP - Minutes Played; D - Distance; P - Passes; PC - Passes Completed; PA - Passing Accuracy (%); S - Saves; SC - Saves Complete; SI - Saves Incomplete; SG - Suffered Goals; FC - Fouls Committed; FS - Fouls Suffered; YC - Yellow Cards; RC - Red Cards; SH - Shots; ST - Shots On Target; GC - Goal Chances; G - Goals; AT - Attacks; CR - Crosses; O - Offsides.



Group B | Round 2
Madagascar - Burundi

23 - M. ADRIEN (GK)		Madagascar			
Minutes Played:	94'	Total Passes		Saves	Total: 3
Time holding ball:	00:36	Passes	5	Complete danger	0
Distance holding ball:	131 m	Passes completed	3	Complete safe	0
Distance	4,925 km	Passing Accuracy (%)	60%	Incomplete danger	2
		Quick Touches (0-0,5 seg)	1	Incomplete safe	1
		Short Touches (0,5-1,5 seg)	0	Suffered goals	0
		Long Touches (+1,5 seg)	4		
Speed distribution		Speed		Discipline	
Walk (0-5,9 km/h)	88%	Speed (km/h)	3,3	Fouls committed	0
Running (6-20 km/h)	12%	Top speed (km/h)	24,13	Fouls suffered	2
Sprint (+20 km/h)	0%	Sprints	1	Yellow cards	0
				Double yellows	0
				Red cards	0


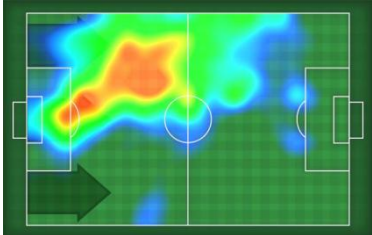
5 - R. PASCAL		Madagascar			
Minutes Played:	94'	Total Passes		Attacks	Total: 0
Time holding ball:	00:24	Passes	19	Crosses	0
Distance holding ball:	92 m	Passes completed	15	Crosses Completed	0
Distance	9,091 km	Passing Accuracy (%)	78%	Shots	0
		Quick Touches (0-0,5 seg)	2	Shots on target	0
		Short Touches (0,5-1,5 seg)	12	Assists	0
		Long Touches (+1,5 seg)	5	Goals	0
Speed distribution		Speed		Discipline	
Walk (0-5,9 km/h)	62%	Speed (km/h)	6,0	Offsides	0
Running (6-20 km/h)	37%	Top speed (km/h)	29,81	Fouls committed	1
Sprint (+20 km/h)	1%	Sprints	12	Fouls suffered	1
				Yellow cards	0
				Double yellows	0
				Red cards	0


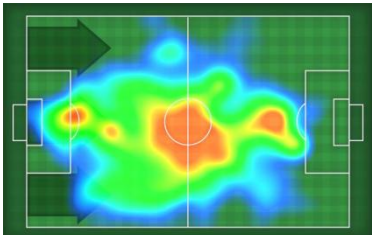
Group B | Round 2
Madagascar - Burundi

20 - R. METANIRE		Madagascar			
Minutes Played:	94'	Total Passes		Attacks	Total: 5
Time holding ball:	00:42	Passes	22	Crosses	5
Distance holding ball:	155 m	Passes completed	17	Crosses Completed	1
Distance	9,609 km	Passing Accuracy (%)	77%	Shots	1
		Quick Touches (0-0,5 seg)	7	Shots on target	0
		Short Touches (0,5-1,5 seg)	11	Assists	0
		Long Touches (+1,5 seg)	4	Goals	0
				Discipline	
				Offsides	0
				Fouls committed	0
Speed distribution		Speed		Fouls suffered	2
Walk (0-5,9 km/h)	59%	Speed (km/h)	6,5	Yellow cards	0
Running (6-20 km/h)	38%	Top speed (km/h)	30,53	Double yellows	0
Sprint (+20 km/h)	3%	Sprints	39	Red cards	0

21 - T. FONTAINE		Madagascar			
Minutes Played:	94'	Total Passes		Attacks	Total: 0
Time holding ball:	01:18	Passes	26	Crosses	0
Distance holding ball:	349 m	Passes completed	24	Crosses Completed	0
Distance	8,725 km	Passing Accuracy (%)	92%	Shots	0
		Quick Touches (0-0,5 seg)	3	Shots on target	0
		Short Touches (0,5-1,5 seg)	16	Assists	0
		Long Touches (+1,5 seg)	7	Goals	0
				Discipline	
				Offsides	0
				Fouls committed	2
Speed distribution		Speed		Fouls suffered	2
Walk (0-5,9 km/h)	65%	Speed (km/h)	5,7	Yellow cards	0
Running (6-20 km/h)	34%	Top speed (km/h)	27,17	Double yellows	0
Sprint (+20 km/h)	1%	Sprints	18	Red cards	0

Group B | Round 2
Madagascar - Burundi

22 - J. MOMBRIS		 Madagascar			
Minutes Played:	94'	Total Passes		Attacks	Total: 2
Time holding ball:	01:00	Passes	29	Crosses	1
Distance holding ball:	155 m	Passes completed	21	Crosses Completed	0
Distance	9,468 km	Passing Accuracy (%)	72%	Shots	0
		Quick Touches (0-0,5 seg)	12	Shots on target	0
		Short Touches (0,5-1,5 seg)	14	Assists	0
		Long Touches (+1,5 seg)	3	Goals	0
				Discipline	
				Offsides	0
				Fouls committed	2
				Fouls suffered	2
				Yellow cards	1
				Double yellows	0
				Red cards	0
Speed distribution		Speed			
Walk (0-5,9 km/h)	62%	Speed (km/h)	6,2		
Running (6-20 km/h)	37%	Top speed (km/h)	29,06		
Sprint (+20 km/h)	1%	Sprints	19		



6 - M. ILAIMAHARITRA *** Man of the Match ***		 Madagascar			
Minutes Played:	94'	Total Passes		Attacks	Total: 0
Time holding ball:	00:42	Passes	30	Crosses	1
Distance holding ball:	170 m	Passes completed	22	Crosses Completed	0
Distance	9,862 km	Passing Accuracy (%)	73%	Shots	2
		Quick Touches (0-0,5 seg)	8	Shots on target	2
		Short Touches (0,5-1,5 seg)	16	Assists	0
		Long Touches (+1,5 seg)	6	Goals	1
				Discipline	
				Offsides	0
				Fouls committed	0
				Fouls suffered	1
				Yellow cards	0
				Double yellows	0
				Red cards	0
Speed distribution		Speed			
Walk (0-5,9 km/h)	56%	Speed (km/h)	6,5		
Running (6-20 km/h)	42%	Top speed (km/h)	31,52		
Sprint (+20 km/h)	2%	Sprints	18		


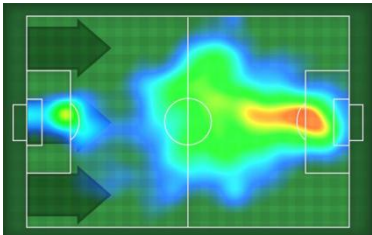
Group B | Round 2
Madagascar - Burundi

13 - A. ANDRIANANTENAINA		Madagascar			
Minutes Played:	94'	Total Passes		Attacks	Total: 0
Time holding ball:	01:00	Passes	44	Crosses	0
Distance holding ball:	231 m	Passes completed	34	Crosses Completed	0
Distance	10,612 km	Passing Accuracy (%)	77%	Shots	0
		Quick Touches (0-0,5 seg)	15	Shots on target	0
		Short Touches (0,5-1,5 seg)	23	Assists	0
		Long Touches (+1,5 seg)	6	Goals	0
			Discipline		
			Offsides		0
Speed distribution		Speed		Fouls committed	0
Walk (0-5,9 km/h)	54%	Speed (km/h)	7,0	Fouls suffered	3
Running (6-20 km/h)	44%	Top speed (km/h)	29,07	Yellow cards	0
Sprint (+20 km/h)	2%	Sprints	22	Double yellows	0
				Red cards	0

15 - I. AMADA		Madagascar			
Minutes Played:	61'	Total Passes		Attacks	Total: 1
Time holding ball:	00:30	Passes	24	Crosses	0
Distance holding ball:	131 m	Passes completed	17	Crosses Completed	0
Distance	7,145 km	Passing Accuracy (%)	70%	Shots	0
		Quick Touches (0-0,5 seg)	4	Shots on target	0
		Short Touches (0,5-1,5 seg)	16	Assists	0
		Long Touches (+1,5 seg)	4	Goals	0
			Discipline		
			Offsides		0
Speed distribution		Speed		Fouls committed	5
Walk (0-5,9 km/h)	51%	Speed (km/h)	7,3	Fouls suffered	2
Running (6-20 km/h)	47%	Top speed (km/h)	25,72	Yellow cards	0
Sprint (+20 km/h)	2%	Sprints	13	Double yellows	0
				Red cards	0

Group B | Round 2
Madagascar - Burundi

2 - C. ANDREA		 Madagascar			
Minutes Played:	51'	Total Passes		Attacks	Total: 2
Time holding ball:	00:18	Passes	11	Crosses	1
Distance holding ball:	57 m	Passes completed	5	Crosses Completed	0
Distance	5,76 km	Passing Accuracy (%)	45%	Shots	4
		Quick Touches (0-0,5 seg)	6	Shots on target	2
		Short Touches (0,5-1,5 seg)	2	Assists	0
		Long Touches (+1,5 seg)	3	Goals	0
				Discipline	
				Offsides	0
				Fouls committed	0
Speed distribution		Speed		Fouls suffered	1
Walk (0-5,9 km/h)	58%	Speed (km/h)	6,8	Yellow cards	0
Running (6-20 km/h)	40%	Top speed (km/h)	28,46	Double yellows	0
Sprint (+20 km/h)	2%	Sprints	14	Red cards	0

9 - F. ANDRIATSIMA		 Madagascar			
Minutes Played:	94'	Total Passes		Attacks	Total: 5
Time holding ball:	00:24	Passes	15	Crosses	1
Distance holding ball:	78 m	Passes completed	8	Crosses Completed	0
Distance	10,011 km	Passing Accuracy (%)	53%	Shots	2
		Quick Touches (0-0,5 seg)	8	Shots on target	0
		Short Touches (0,5-1,5 seg)	6	Assists	0
		Long Touches (+1,5 seg)	1	Goals	0
				Discipline	
				Offsides	1
				Fouls committed	2
Speed distribution		Speed		Fouls suffered	0
Walk (0-5,9 km/h)	59%	Speed (km/h)	6,5	Yellow cards	0
Running (6-20 km/h)	39%	Top speed (km/h)	31,92	Double yellows	0
Sprint (+20 km/h)	2%	Sprints	30	Red cards	0

Group B | Round 2
Madagascar - Burundi

12 - L. NOMENJANAHARY				Madagascar	
Minutes Played:	74'	Total Passes		Attacks	Total: 5
Time holding ball:	00:48	Passes	16	Crosses	2
Distance holding ball:	107 m	Passes completed	9	Crosses Completed	0
Distance	8,276 km	Passing Accuracy (%)	56%	Shots	1
		Quick Touches (0-0,5 seg)	4	Shots on target	0
		Short Touches (0,5-1,5 seg)	6	Assists	0
		Long Touches (+1,5 seg)	6	Goals	0
				Discipline	
				Offsides	0
				Fouls committed	2
Speed distribution		Speed		Fouls suffered	2
Walk (0-5,9 km/h)	53%	Speed (km/h)	7,2	Yellow cards	0
Running (6-20 km/h)	45%	Top speed (km/h)	31,10	Double yellows	0
Sprint (+20 km/h)	2%	Sprints	17	Red cards	0



18 - R. RAVELOSON				Madagascar	
Minutes Played:	20'	Total Passes		Attacks	Total: 0
Time holding ball:	00:12	Passes	6	Crosses	0
Distance holding ball:	24 m	Passes completed	5	Crosses Completed	0
Distance	1,583 km	Passing Accuracy (%)	83%	Shots	1
		Quick Touches (0-0,5 seg)	2	Shots on target	0
		Short Touches (0,5-1,5 seg)	3	Assists	0
		Long Touches (+1,5 seg)	1	Goals	0
				Discipline	
				Offsides	0
				Fouls committed	0
				Fouls suffered	0
Speed distribution		Speed		Yellow cards	0
Walk (0-5,9 km/h)	58%	Speed (km/h)	6,2	Double yellows	0
Running (6-20 km/h)	40%	Top speed (km/h)	23,83	Red cards	0
Sprint (+20 km/h)	2%	Sprints	3		



Group B | Round 2
Madagascar - Burundi

10 - N. RAKOTOARIMALALA		Madagascar			
Minutes Played:	33'	Total Passes		Attacks	Total: 1
Time holding ball:	00:06	Passes	7	Crosses	0
Distance holding ball:	38 m	Passes completed	5	Crosses Completed	0
Distance	3,337 km	Passing Accuracy (%)	71%	Shots	0
		Quick Touches (0-0,5 seg)	4	Shots on target	0
		Short Touches (0,5-1,5 seg)	2	Assists	0
		Long Touches (+1,5 seg)	1	Goals	0
				Discipline	
				Offsides	0
				Fouls committed	2
Speed distribution		Speed		Fouls suffered	0
Walk (0-5,9 km/h)	58%	Speed (km/h)	6,6	Yellow cards	0
Running (6-20 km/h)	39%	Top speed (km/h)	29,17	Double yellows	0
Sprint (+20 km/h)	3%	Sprints	11	Red cards	0

11 - P. VOAVY		Madagascar			
Minutes Played:	42'	Total Passes		Attacks	Total: 5
Time holding ball:	00:30	Passes	11	Crosses	0
Distance holding ball:	57 m	Passes completed	4	Crosses Completed	0
Distance	4,642 km	Passing Accuracy (%)	36%	Shots	0
		Quick Touches (0-0,5 seg)	3	Shots on target	0
		Short Touches (0,5-1,5 seg)	5	Assists	0
		Long Touches (+1,5 seg)	3	Goals	0
				Discipline	
				Offsides	0
				Fouls committed	1
				Fouls suffered	3
Speed distribution		Speed		Yellow cards	0
Walk (0-5,9 km/h)	62%	Speed (km/h)	6,6	Double yellows	0
Running (6-20 km/h)	35%	Top speed (km/h)	33,36	Red cards	0
Sprint (+20 km/h)	3%	Sprints	18		

Group B | Round 2
Madagascar - Burundi

1 - J. NAHIMANA (GK)				 Burundi	
Minutes Played:	94'	Total Passes		Saves	Total: 3
Time holding ball:	00:54	Passes	7	Complete danger	0
Distance holding ball:	124 m	Passes completed	5	Complete safe	0
Distance	4,754 km	Passing Accuracy (%)	71%	Incomplete danger	2
		Quick Touches (0-0,5 seg)	1	Incomplete safe	1
		Short Touches (0,5-1,5 seg)	3	Suffered goals	1
		Long Touches (+1,5 seg)	3		
Speed distribution		Speed		Discipline	
Walk (0-5,9 km/h)	89%	Speed (km/h)	3,2	Fouls committed	0
Running (6-20 km/h)	11%	Top speed (km/h)	24,63	Fouls suffered	0
Sprint (+20 km/h)	0%	Sprints	4	Yellow cards	0
				Double yellows	0
				Red cards	0

6 - K. NIZIGIYIMANA				 Burundi	
Minutes Played:	94'	Total Passes		Attacks	Total: 5
Time holding ball:	01:18	Passes	32	Crosses	7
Distance holding ball:	288 m	Passes completed	24	Crosses Completed	4
Distance	9,405 km	Passing Accuracy (%)	75%	Shots	1
		Quick Touches (0-0,5 seg)	8	Shots on target	0
		Short Touches (0,5-1,5 seg)	17	Assists	0
		Long Touches (+1,5 seg)	7	Goals	0
Speed distribution		Speed		Discipline	
Walk (0-5,9 km/h)	61%	Speed (km/h)	6,5	Offsides	0
Running (6-20 km/h)	37%	Top speed (km/h)	29,96	Fouls committed	0
Sprint (+20 km/h)	2%	Sprints	22	Fouls suffered	1
				Yellow cards	0
				Double yellows	0
				Red cards	0

Group B | Round 2
Madagascar - Burundi

14 - O. NGANDO				Burundi	
Minutes Played:	94'	Total Passes		Attacks	Total: 0
Time holding ball:	00:48	Passes	29	Crosses	0
Distance holding ball:	172 m	Passes completed	26	Crosses Completed	0
Distance	8,957 km	Passing Accuracy (%)	89%	Shots	1
		Quick Touches (0-0,5 seg)	6	Shots on target	1
		Short Touches (0,5-1,5 seg)	19	Assists	0
		Long Touches (+1,5 seg)	4	Goals	0
Speed distribution		Speed		Discipline	
Walk (0-5,9 km/h)	63%	Speed (km/h)	5,8	Offsides	0
Running (6-20 km/h)	36%	Top speed (km/h)	31,01	Fouls committed	1
Sprint (+20 km/h)	1%	Sprints	11	Fouls suffered	1
				Yellow cards	0
				Double yellows	0
				Red cards	0

19 - N. FRÉDÉRIC				Burundi	
Minutes Played:	94'	Total Passes		Attacks	Total: 0
Time holding ball:	00:54	Passes	35	Crosses	0
Distance holding ball:	194 m	Passes completed	31	Crosses Completed	0
Distance	8,965 km	Passing Accuracy (%)	88%	Shots	0
		Quick Touches (0-0,5 seg)	8	Shots on target	0
		Short Touches (0,5-1,5 seg)	21	Assists	0
		Long Touches (+1,5 seg)	6	Goals	0
Speed distribution		Speed		Discipline	
Walk (0-5,9 km/h)	62%	Speed (km/h)	5,9	Offsides	0
Running (6-20 km/h)	37%	Top speed (km/h)	29,58	Fouls committed	0
Sprint (+20 km/h)	1%	Sprints	13	Fouls suffered	1
				Yellow cards	0
				Double yellows	0
				Red cards	0

22 - C. NDUWARUGIRA				Burundi	
Minutes Played:	94'	Total Passes		Attacks	Total: 3
Time holding ball:	01:12	Passes	30	Crosses	5
Distance holding ball:	234 m	Passes completed	25	Crosses Completed	1
Distance	9,864 km	Passing Accuracy (%)	83%	Shots	1
		Quick Touches (0-0,5 seg)	5	Shots on target	0
		Short Touches (0,5-1,5 seg)	14	Assists	0
		Long Touches (+1,5 seg)	11	Goals	0
				Discipline	
Speed distribution		Speed		Offsides	0
Walk (0-5,9 km/h)	58%	Speed (km/h)	6,7	Fouls committed	2
Running (6-20 km/h)	40%	Top speed (km/h)	30,37	Fouls suffered	1
Sprint (+20 km/h)	2%	Sprints	21	Yellow cards	0
				Double yellows	0
				Red cards	0

5 - G. BIGIRIMANA				Burundi	
Minutes Played:	94'	Total Passes		Attacks	Total: 2
Time holding ball:	01:06	Passes	40	Crosses	2
Distance holding ball:	226 m	Passes completed	31	Crosses Completed	1
Distance	10,136 km	Passing Accuracy (%)	77%	Shots	4
		Quick Touches (0-0,5 seg)	6	Shots on target	1
		Short Touches (0,5-1,5 seg)	27	Assists	0
		Long Touches (+1,5 seg)	7	Goals	0
				Discipline	
Speed distribution		Speed		Offsides	0
Walk (0-5,9 km/h)	54%	Speed (km/h)	6,8	Fouls committed	1
Running (6-20 km/h)	45%	Top speed (km/h)	26,67	Fouls suffered	3
Sprint (+20 km/h)	1%	Sprints	11	Yellow cards	0
				Double yellows	0
				Red cards	0

8 - G. DUHAYINDAVYI				Burundi	
Minutes Played:	94'	Total Passes		Attacks	Total: 0
Time holding ball:	01:06	Passes	29	Crosses	0
Distance holding ball:	197 m	Passes completed	22	Crosses Completed	0
Distance	9,943 km	Passing Accuracy (%)	75%	Shots	0
		Quick Touches (0-0,5 seg)	9	Shots on target	0
		Short Touches (0,5-1,5 seg)	16	Assists	0
		Long Touches (+1,5 seg)	4	Goals	0
				Discipline	
				Offsides	0
				Fouls committed	1
Speed distribution		Speed		Fouls suffered	2
Walk (0-5,9 km/h)	54%	Speed (km/h)	7,0	Yellow cards	0
Running (6-20 km/h)	44%	Top speed (km/h)	29,30	Double yellows	0
Sprint (+20 km/h)	2%	Sprints	18	Red cards	0

10 - S. NAHIMANA				Burundi	
Minutes Played:	46'	Total Passes		Attacks	Total: 0
Time holding ball:	00:24	Passes	15	Crosses	0
Distance holding ball:	88 m	Passes completed	10	Crosses Completed	0
Distance	5,48 km	Passing Accuracy (%)	66%	Shots	0
		Quick Touches (0-0,5 seg)	7	Shots on target	0
		Short Touches (0,5-1,5 seg)	8	Assists	0
		Long Touches (+1,5 seg)	0	Goals	0
				Discipline	
				Offsides	0
				Fouls committed	3
Speed distribution		Speed		Fouls suffered	0
Walk (0-5,9 km/h)	49%	Speed (km/h)	7,4	Yellow cards	0
Running (6-20 km/h)	50%	Top speed (km/h)	25,72	Double yellows	0
Sprint (+20 km/h)	1%	Sprints	10	Red cards	0



7 - A. FISTON				Burundi	
Minutes Played:	94'	Total Passes		Attacks	Total: 4
Time holding ball:	01:00	Passes	27	Crosses	2
Distance holding ball:	182 m	Passes completed	15	Crosses Completed	0
Distance	11,022 km	Passing Accuracy (%)	55%	Shots	1
		Quick Touches (0-0,5 seg)	6	Shots on target	0
		Short Touches (0,5-1,5 seg)	15	Assists	0
		Long Touches (+1,5 seg)	6	Goals	0
				Discipline	
				Offsides	0
				Fouls committed	6
Speed distribution		Speed		Fouls suffered	1
Walk (0-5,9 km/h)	50%	Speed (km/h)	7,4	Yellow cards	0
Running (6-20 km/h)	48%	Top speed (km/h)	30,91	Double yellows	0
Sprint (+20 km/h)	2%	Sprints	28	Red cards	0



17 - A. CEDRIC				Burundi	
Minutes Played:	82'	Total Passes		Attacks	Total: 5
Time holding ball:	00:48	Passes	21	Crosses	1
Distance holding ball:	163 m	Passes completed	11	Crosses Completed	0
Distance	8,989 km	Passing Accuracy (%)	52%	Shots	1
		Quick Touches (0-0,5 seg)	3	Shots on target	0
		Short Touches (0,5-1,5 seg)	15	Assists	0
		Long Touches (+1,5 seg)	3	Goals	0
				Discipline	
				Offsides	1
				Fouls committed	5
Speed distribution		Speed		Fouls suffered	3
Walk (0-5,9 km/h)	59%	Speed (km/h)	6,7	Yellow cards	1
Running (6-20 km/h)	38%	Top speed (km/h)	29,64	Double yellows	0
Sprint (+20 km/h)	3%	Sprints	32	Red cards	0

18 - S. BERAHINO				Burundi	
Minutes Played:	61'	Total Passes		Attacks	Total: 2
Time holding ball:	00:18	Passes	12	Crosses	0
Distance holding ball:	72 m	Passes completed	5	Crosses Completed	0
Distance	6,761 km	Passing Accuracy (%)	41%	Shots	0
		Quick Touches (0-0,5 seg)	1	Shots on target	0
		Short Touches (0,5-1,5 seg)	6	Assists	0
		Long Touches (+1,5 seg)	5	Goals	0
Speed distribution		Speed		Discipline	
Walk (0-5,9 km/h)	58%	Speed (km/h)	6,7	Offsides	1
Running (6-20 km/h)	39%	Top speed (km/h)	29,62	Fouls committed	3
Sprint (+20 km/h)	3%	Sprints	25	Fouls suffered	1
				Yellow cards	0
				Double yellows	0
				Red cards	0

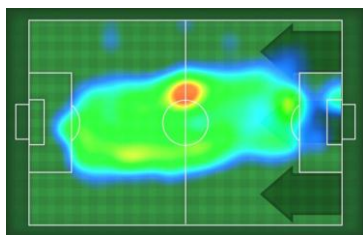
2 - E. SABUMUKAMA				Burundi	
Minutes Played:	48'	Total Passes		Attacks	Total: 1
Time holding ball:	00:24	Passes	9	Crosses	0
Distance holding ball:	71 m	Passes completed	7	Crosses Completed	0
Distance	4,691 km	Passing Accuracy (%)	77%	Shots	1
		Quick Touches (0-0,5 seg)	3	Shots on target	0
		Short Touches (0,5-1,5 seg)	5	Assists	0
		Long Touches (+1,5 seg)	1	Goals	0
Speed distribution		Speed		Discipline	
Walk (0-5,9 km/h)	60%	Speed (km/h)	6,4	Offsides	0
Running (6-20 km/h)	38%	Top speed (km/h)	33,73	Fouls committed	1
Sprint (+20 km/h)	2%	Sprints	10	Fouls suffered	1
				Yellow cards	0
				Double yellows	0
				Red cards	0

Group B | Round 2
Madagascar - Burundi

9 - L. MAVUGO				 Burundi	
Minutes Played:	12'	Total Passes		Attacks	Total: 0
Time holding ball:	00:06	Passes	2	Crosses	0
Distance holding ball:	8 m	Passes completed	2	Crosses Completed	0
Distance	0,971 km	Passing Accuracy (%)	100%	Shots	0
		Quick Touches (0-0,5 seg)	0	Shots on target	0
		Short Touches (0,5-1,5 seg)	0	Assists	0
		Long Touches (+1,5 seg)	2	Goals	0
				Discipline	
				Offsides	0
				Fouls committed	0
Speed distribution		Speed		Fouls suffered	0
Walk (0-5,9 km/h)	63%	Speed (km/h)	6,1	Yellow cards	0
Running (6-20 km/h)	35%	Top speed (km/h)	26,31	Double yellows	0
Sprint (+20 km/h)	2%	Sprints	5	Red cards	0

21 - A. MOHAMED				 Burundi	
Minutes Played:	33'	Total Passes		Attacks	Total: 1
Time holding ball:	00:06	Passes	10	Crosses	1
Distance holding ball:	23 m	Passes completed	5	Crosses Completed	0
Distance	3,42 km	Passing Accuracy (%)	50%	Shots	1
		Quick Touches (0-0,5 seg)	1	Shots on target	1
		Short Touches (0,5-1,5 seg)	5	Assists	0
		Long Touches (+1,5 seg)	4	Goals	0
				Discipline	
				Offsides	0
				Fouls committed	2
				Fouls suffered	2
Speed distribution		Speed		Yellow cards	0
Walk (0-5,9 km/h)	64%	Speed (km/h)	6,2	Double yellows	0
Running (6-20 km/h)	33%	Top speed (km/h)	28,74	Red cards	0
Sprint (+20 km/h)	3%	Sprints	13		

HAYTHEM GUIRAT (REFEREE)



Distance 10,019 km

Speed distribution		Discipline	
Walk (0-5,9 km/h)	55%	Offsides	3
Running (6-20 km/h)	44%	Fouls	42
Sprint (+20 km/h)	1%	Free Kicks	9
Speed		Yellow cards	2
Speed (km/h)	6,6	Double yellows	0
Top speed (km/h)	25,32	Red cards	0
Sprints	17		